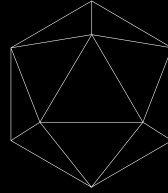


**AUDIOMODERN**  
PASSION FOR UNIQUE AND INNOVATIVE SOUND



# BASIC MANUAL

## THANK YOU FOR BUYING

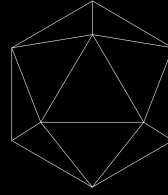
GlitchVerb. Please feel free to contact us at [audiomodern@mail.com](mailto:audiomodern@mail.com)

## HOW TO INSTALL

Drag and Drop Glitchverb.amxd in the Max Audio Effect path.

PC: Documents\Ableton\User Library\Presets\Audio Effects\Max Audio Effect

MAC: Music/Ableton/User Library/Presets/Max Audio Effect



## GLITCHVERB UI

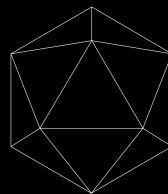
ROOT: it sets the root frequency to which "Bass" and "Treble" knobs will adapt their min/max values range [ 200Hz - 12.2Khz ]

TIME: The time it takes for reverb signal to drop by 60 dB

BASS & TREBLE: Equalization applied on the reverb

DRY/WET Control

Glitchverb works on two functions, Grainy or Glitchy



# SUPPORT

If you have a problem installing or using GLITCHVERB , or would like advice on how to use it, feel free to contact us in any of the following ways:

E-mail: [audiomodern@mail.com](mailto:audiomodern@mail.com) | Website: [www.audiomodern.com](http://www.audiomodern.com)

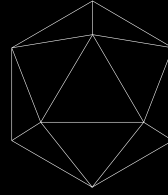
Our first response is often a request for more information. Therefore, if you do e-mail us with a technical problem, please make sure to provide as much information as possible, including: Mac or Windows, OS version, Max For Live version, Ableton Live version and host (Logic, Cubase, etc).

Again, thanks for supporting our work and we hope you enjoy GLITCHVERB !  
Happy composing!

## CREDITS

GlitchVerb created by Ernesto Cecco D'Ortona

<http://www.strangelines.com/> | <https://www.facebook.com/strangelinesofficial>



**AUDIOMODERN**  
PASSION FOR UNIQUE AND INNOVATIVE SOUND

[WWW.AUDIOMODERN.COM](http://WWW.AUDIOMODERN.COM)