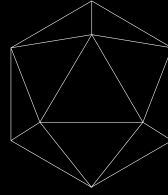


AUDIOMODERN
PASSION FOR UNIQUE AND INNOVATIVE SOUND



BASIC MANUAL

THANK YOU FOR BUYING

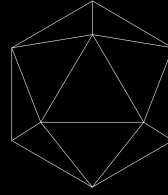
Ryoji. Please feel free to contact us at audiomodern@mail.com

HOW TO INSTALL

Drag and Drop Ryoji.amxd in the Max Audio Effect path.

PC: Documents\Ableton\User Library\Presets\Audio Effects\Max Audio Effect

MAC: Music/Ableton/User Library/Presets/Max Audio Effect

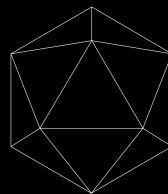


RYOJI UI

Ryoji features 4 waveforms. SINE, TRIANGLE, SQUARE, NOISE. In each you can control its amount [0% - 100%] and frequency.

DRY/WET Control

PRESETS: You can store up to 16 presets following the on-screen instructions



SUPPORT

If you have a problem installing or using RYOJI , or would like advice on how to use it, feel free to contact us in any of the following ways:

E-mail: audiomodern@mail.com | Website: www.audiomodern.com

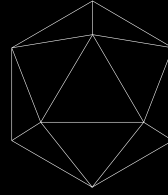
Our first response is often a request for more information. Therefore, if you do e-mail us with a technical problem, please make sure to provide as much information as possible, including: Mac or Windows, OS version, Max For Live version, Ableton Live version and host (Logic, Cubase, etc).

Again, thanks for supporting our work and we hope you enjoy RYOJI !
Happy composing!

CREDITS

Ryoji created by Ernesto Cecco D'Ortona

<http://www.strangelines.com/> | <https://www.facebook.com/strangelinesofficial>



AUDIOMODERN
PASSION FOR UNIQUE AND INNOVATIVE SOUND

WWW.AUDIOMODERN.COM